



FUTURE PLANNING FORM

Purpose: To help middle to high school matches successfully plan Little's future together

Little's Name: _____

Big's Name: _____

School Year/ Grade: _____

Date: _____

STEP 1

What is Little's passion or interest? (Example: Little loves animals.)

**Take a career assessment test available in the TIPS section to narrow down career interests based on personality*

Skills (Little would place what skills he/she has or is needed to be able to work with animals such as being caring, acquiring a certification, etc.):

Plan of Action (What Little would need to do or acquire to convert this passion/ interest into a career such as volunteer at a zoo, take care of an animal for a weekend, etc.):

Date for Match to Review (recommended every 3- 6 months to ensure Little is on track):

First Review

Second Review

Third Review



FUTURE PLANNING FORM

STEP 2 Now that a career plan has been developed, let's review and ensure your Little is on track to graduate with high school

Littles must successfully earn a minimum of **26** credits to graduate in Michigan and participate in required state testing. The course credits required to graduate include:



- Language arts: 4 credits (includes English 9 and American Literature)
- Math: 4 credits (includes Algebra, Geometry and Algebra II)
- Science: 3 credits (includes Biology; Physical Science or Physics; Chemistry, Environmental Science, Earth Science or an AP Science)
- Social studies: 3 credits (includes U.S. History, World History, Economics, and Gov't)
- Visual & Performing Arts: 1 credit
- Physical & Health Education: 1 credit
- Electives: 10 credits (includes Career/Technology, World Language, Child development, etc.)



Use the following chart to keep track of the student's credits per year:

	9TH	10TH	11TH	12TH
LANGUAGE ARTS				
MATH				
SCIENCE				
SOCIAL STUDIES				
VISUAL ARTS				
HEALTH				
ELECTIVES				
TOTAL CREDITS:				
GPA:				

FUTURE PLANNING FORM

STEP 3 As Littles reach their junior and senior year, it is important to create a post-high school plan at the start of the school year.

Selected Life Path (college, trade school, military, workforce, etc.): _____

Career Choice/Interest: (1) _____ (2) _____ (3) _____



Apply to at least 3 schools to have more options to choose from.

COMMUNITY COLLEGE LIFE PATH

School Choice #1: _____ Application Deadline: _____

Application Fee: _____ Application Submitted: _____

Accepted: YES NO



School Choice #2: _____ Application Deadline: _____

Application Fee: _____ Application Submitted: _____

Accepted: YES NO



School Choice #3: _____ Application Deadline: _____

Application Fee: _____ Application Submitted: _____

Accepted: YES NO

High school courses to take to prepare for this path:





FUTURE PLANNING FORM

FOUR YEAR COLLEGE/ UNIVERSITY LIFE PATH

School Choice #1: _____ Application Deadline: _____

Application Fee: _____ Required Admission Test: _____ Test Fee: _____
(SAT, ACT)

Date of when SAT/ACT was taken: _____ Date to Retake Test: _____

Application Submitted: _____ Accepted: YES NO



School Choice #2: _____ Application Deadline: _____

Application Fee: _____ Required Admission Test: _____ Test Fee: _____
(SAT, ACT)

Date of when SAT/ACT was taken: _____ Date to Retake Test: _____

Application Submitted: _____ Accepted: YES NO



School Choice #3: _____ Application Deadline: _____

Application Fee: _____ Required Admission Test: _____ Test Fee: _____
(SAT, ACT)

Date of when SAT/ACT was taken: _____ Date to Retake Test: _____

Application Submitted: _____ Accepted: YES NO

High school courses to take to prepare for this path: _____





FUTURE PLANNING FORM

TRADE/ TECHNICAL SCHOOL LIFE PATH

Trade skill interest: (1) _____ (2) _____ (3) _____

School Choice #1: _____ Application Deadline: _____

Application Fee: _____ Required Admission Test: _____ Test Fee: _____
(SAT, ACT, other)

Date of when initial test was taken: _____ Date to Retake Test: _____

Application Submitted: _____ Accepted: YES NO



School Choice #2: _____ Application Deadline: _____

Application Fee: _____ Required Admission Test: _____ Test Fee: _____
(SAT, ACT, other)

Date of when initial test was taken: _____ Date to Retake Test: _____

Application Submitted: _____ Accepted: YES NO



School Choice #3: _____ Application Deadline: _____

Application Fee: _____ Required Admission Test: _____ Test Fee: _____
(SAT, ACT, other)

Date of when initial test was taken: _____ Date to Retake Test: _____

Application Submitted: _____ Accepted: YES NO

High school courses to take to prepare for this path: _____



FUTURE PLANNING FORM

TIPS



Take a free career assessment test to get a better sense of what careers will fit you best according to your personality.

- [My Next Move](#) [Truity: The Big Five Personality Test](#) [Jung](#) [123test](#)
[Career Explorer](#) [Career Fitter](#) [My Plan](#) [Princeton Review](#)



SAT or ACT testing are usually not required for community college admission. However, they may require other testing and it is recommended to check online for the school's admission requirements.



Plan to attend college tours with your Big starting in junior year during the spring or summer breaks



Apply to at least 3 schools: one “dream” school, one “target” school, and one “safety” school



Use BBBS [College Roadmaps](#) to keep on track throughout the school year



Four-year colleges and universities usually require SAT or ACT testing for admission. However, due to COVID- 19, some schools may waive it and is highly recommended to check online the school's admission requirements.



Plan to take the [SAT](#) or [ACT](#) in the spring of junior year and again in the fall of senior year



Complete the Free Application for Financial Student Aid ([FAFSA](#)) starting October 1st to be able to apply for financial aid and scholarships



Attend College Financial Aid Workshops and College Assistance Programs in the Fall to learn more about the financial aid process and get assistance.



FUTURE PLANNING FORM

MILITARY LIFE PATH

Select one: Academy ROTC Enlistment (Click [here](#) to know the difference.)

Enrolled in JROTC: YES NO

Branch #1: _____ Career or Job Interest: _____

Date of meeting with recruiter: _____

Date of when ASVAB test was taken: _____

Required Admission Test: _____ Date of when SAT/ACT was taken: _____




Branch #2: _____ Career or Job Interest: _____

Date of meeting with recruiter: _____





Date of when ASVAB test was taken: _____

Required Admission Test: _____ Date of when SAT/ACT was taken: _____

High school courses to take to prepare for this path: _____



TIPS

-  Littles who participate in [JROTC](#) are not required to join the military after high school; it is geared to foster leadership and character development.
-  Keep in mind that ROTC and Academy options require SAT/ACT scores
-  Refer to BBBSMA's [Military Life Path](#) resource to guide you through the recruitment process
-  Watch BBBSMA's [Military Career Panel](#) video





FUTURE PLANNING FORM

STEP 4

As Littles gets older, they may express an interest in finding employment and gaining work experience which is important for their future.

WORKFORCE LIFE PATH

Career or Job Interest: _____ Full-time Part-time

Resume created? YES NO Have you been hired? YES NO

Employer Name #1: _____

Job Title: _____ Start Date: _____

What training/certifications do you have/need for this position? (food handlers, First Aid/ CPR, etc.) _____



Employer Name #2: _____

Job Title: _____ Start Date: _____

What training/certifications do you have/need for this position? (food handlers, First Aid/ CPR, etc.) _____

TIPS

- Review [Life Skills](#) resources to prepare for life and focus on the work readiness and soft skills sections in order to become a successful employee
- Refer to BBBS's Workforce resource to review the job application and interview process and create a [resume](#)
- If Little wants to gain work training and experience first, before going to college, then the Year Up program may be a great option. Click [here](#) to sign up for a free informational session.
- Contact your Match Support Specialist to receive any additional assistance with creating a future plan

